

Homa Procedure

By

**Coutrallam Sankaracharya, Parama Hamsa, Parivraajakaacharya
Jagad Guru Sri Sri Sri Siddheswarananda Bharati Swamy**



Version Control

Date	Note	By
5/10/2015	Initial Draft	SB

Table of Contents

Introduction	5
Homa Kundam	5
Preliminary	6
Pray to Lord Vigneshwara	6
Aachamanam	6
Praanayaama	7
Sankalpam	7
Starting to Homam	7
Kunda Mekalaa Pooja	9
Agni Peetha Pooja	10
Agni Aasana Pooja (Offer the Aasana/Chair to Agni).....	10
Invoking Agni into the Homa Kundam	11
Protective Shield around Agni (Raksha Kavacham for Agni).....	11
Offering to the Rakshasas	11
Offerings to Lord Agni	11
Pancha Pooja to AGNI	12
Initial Offering to AGNI.....	14
Second Offering to AGNI.....	14
Final Offering to AGNI (<i>Use SRUKKU for this</i>)	15
Ganapathi Homam	15
Guru Homam.....	15
Main Deity Asanam	15
Invoking the Main Deity into the Fire	15
UNITING AGNI AND YOUR MAIN DEITY	16
NADI SANDHANAM	16
Devataa Preetardham	16
Pancha Pooja to Main Deity.....	16
Main Homam	17
MAHA VYAAHRUTHI HOMAM	17
Brahmaarpanam	17
Devataa Bali (Sacrificial Offering).....	17

Poornaahuti (One can use <i>SRUKKU</i> for this)	17
Dikpaalaka Bali	18
Bhoota Bali	19
Samarpanam	19
Udwaasanam.....	19
Raksha	20
Appendix	21
Interruption or Break during Homam	21
Homam Materials	21

Table of Figures

Figure 1: Sample Homa Set	5
Figure 2: Homa Seating Position	5
Figure 3: Pancha Paatra	6
Figure 4: Kalasam	6
Figure 5: Pooja to Ashta (Eight) Directions	9
Figure 6: Agni Peetha Pooja	10
Figure 7: Offering to Rakshasas	11
Figure 8: Sukku & Shravam	13
Figure 9: Initial Offerings to Agni	14
Figure 10: Dikpaalaka Bali	18
Figure 11: Bhoota Bali	19

Introduction

Homam is a sacred ritual where Gods (Ishta Devata) comes into the holy fire and receive the prayers. By doing Homam, we can attain anything and everything (Prayojana). Homam can be performed for advancement in spiritual path or for a specific purpose (**Prayojana Homam**) to solve many problems such as, to remove obstacles, family welfare, education, career success, to childless couples for child birth, to cure diseases and health problems, to expand life span, Navagraha doshas, to get rid of evil spirits and to overcome any kind of problems.

Like any pooja or prayers, one needs to cleanse oneself as the first step. So please make sure that you

- Have a bath or wash your hands, legs and face
- Wear freshly washed cloths

Homa Kundam

- Place a brass Homa Kundam or construct a temporary Homa Kundam with bricks.



Figure 1: Sample Homa Set

- Homam should be performed either facing towards **EAST or NORTH**.

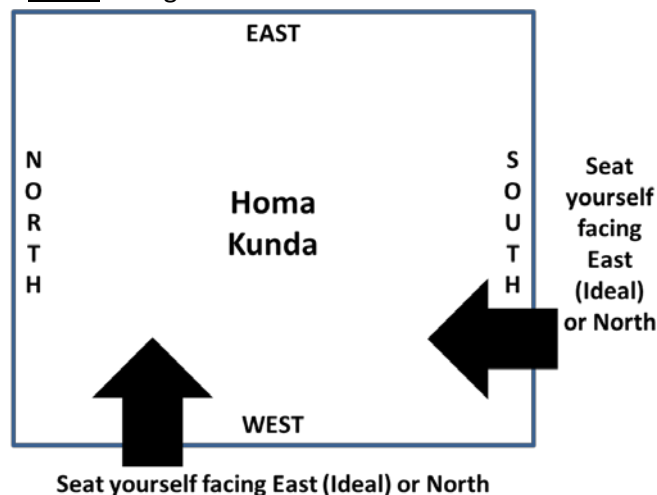


Figure 2: Homa Seating Position

- Fill clean drinking water in the Pancha Paatra and place an uddarina in it. (If you are unable to get the Pancha Paatra, please substitute it with a simple tumbler and a spoon)



Figure 3: Pancha Paatra



Figure 4: Kalasam

Preliminary

Like any pooja or prayers, one needs assemble all the required materials for Homam. So please make sure that you

- Fill Pancha Paatra with fresh water
- Fill Kalasam with fresh water
- Assemble all the materials like Kum kum, Turmeric, Sandalwood powder, Camphor, Incense sticks, materials to be used for Homam, Pumpkin, Coconuts, Flowers, Cut fruits, Prasadam etc

Pray to Lord Vigneshwara

- Pray to Lord Vigneshwara (for removal of obstacles) by chanting
 - **Shuklambaradharam Vishnum Sasi Varnam ChathurBhujam, Prasanna Vadanam Dyayeth Sarva Vigna Upa Santhaye**

Aachamanam

- Take spoonful of water from the Pancha Patra into your right hand and drink it by chanting
 - **OM KESAVAAYA SWAHA** → drink a spoonful
 - **OM NARAYANAAYA SWAHA** → drink a spoonful
 - **OM MADHAVAAYA SWAHA** → drink a spoonful
 - **OM GOVINDAAYA NAMAHA** → Take water and wipe your hands
 - **OM VISHNAVE NAMAHA** → Wipe your Eyes
 - **OM MADHUSUDANAAYA NAMAHA**
 - **OM TRIVIKRAMAAYA NAMAHA**
 - **OM VAAMANAAYA NAMAHA**
 - **OM SRIDHARAAYA NAMAHA**

- OM HRISHIKEESHAAYA NAMAHA
- OM PADMANAABHAAYA NAMAHA
- OM SANKARSHANAAYA NAMAHA
- OM VASUDEVAAYA NAMAHA
- OM PRADYUMNAAYA NAMAHA
- OMANIRUDHAAYA NAMAHA
- OMPURUSHOTTAMAAYA NAMAHA
- OM ADHOKSHAJAAYA NAMAHA
- OM NAARASIMHAAYA NAMAHA
- OM ACHYUTAAYANAMAHA
- OM JANARDHANAAYA NAMAHA
- OM UPENDRAAYA NAMHA
- OM HARAYEE NAMHA
- OM SRIKRISHNAAYANAMHA
- Take some akshatas, smell them, and put them away behind your seat by chanting
 - Uttishtantu bhoota pishachaah yete bhoomi bharakah,
Yetesha mavirodhena brahmakarma samaarabhe

Praanayaama

- Do Praanayaama by chanting

OM BHUH | OM BHUVAH | OM SUVAH | OM MAHAHA |

OM JANAHA | OM TAPAH | OM SATYAM | OM TATSAVITHURVARENIYAM | BHARGO

DEVASYA DHIMAHI | DHIYO YO NAH PRACHODAYAT |

OM APAH | JYOTHI | RASAH | AMRITHAM |

BRAHMAH | BHURBHUVASSUVAROM |

Sankalpam

- “I am going to perform the _____ {Please fill in the devata name here} devata homam in order to fulfill _____ {please state your purpose/wish to accomplish}.

Starting to Homam

- Place a flower or a leaf in the **Kalagam** and rotate the water with this flower in clockwise and chant the following:

“Oh Brahma, Vishnu and Maheshwara, assemblage of all Divine mothers, all the Vedas, all the Oceans, Bhu-Devi, Ganga, Yamuna, Godavari, Krishna and all other holy rivers, I pray to you to please enter this vessel and convert the water into theertha water (holy water)”.

- **Salutations to your Guru:** Please seek your Guru’s blessing by chanting **“SRI GURUBHYO NAMAHA”**.

- Take some water from the Kalasam into in your right hand and sprinkle in the Homa Kundam while chanting your Moola Mantra.
 - Please apply sandalwood powder and kumkum on all four sides of the Kalasam and place a flower in the Kalasam
- Similarly while chanting your Moola mantra, offer Kum Kum, Turmeric, flowers and akshatas into your homa Kundam. Chant “_____ {*Ishta devata’s name*} **HOMA KUNDAAYA NAMAHA**” and perform namaskara mudra to the Homa Kundam.

Kunda Mekalaa Pooja

Now offer akshatas in the following order while chanting the following mantras (*place the akshatas on the border of the Homa Kundama at the respective number associated with the mantra*):

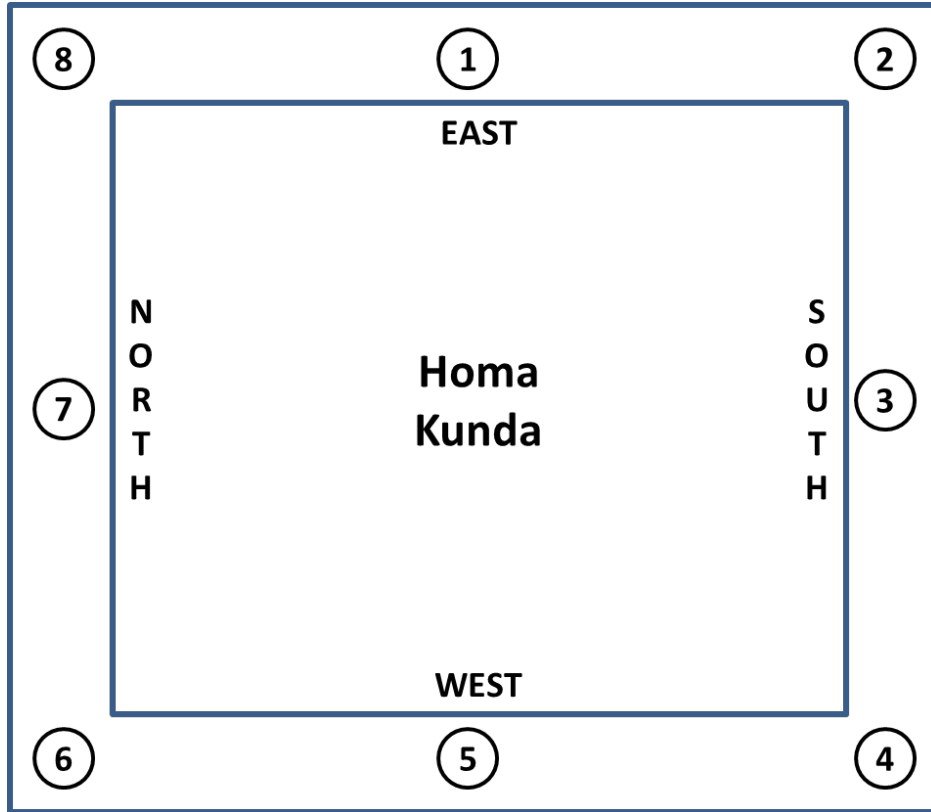


Figure 5: Pooja to Ashta (Eight) Directions

1. East → *AGNAYEE NAMAHA*
2. Southeast → *HUTAVA-HAAYA NAMAHA*
3. South → *HUTAASINEY NAMAHA*
4. Southwest → *KRUSHNA VARMANEEY NAMAHA*
5. West → *DEVA MIKHAAYA NAMAHA*
6. Northwest → *SAPTA JIHVAAYA NAMAHA*
7. North → *VYAS VAANARAAYA NAMAHA*
8. Northeast → *JAATA VEDHASE NAMAHA*

Agni Peetha Pooja

Offer Akshatas in the 10 directions **WITHIN** the Homa Kundam while chanting the following mantra associated with each number

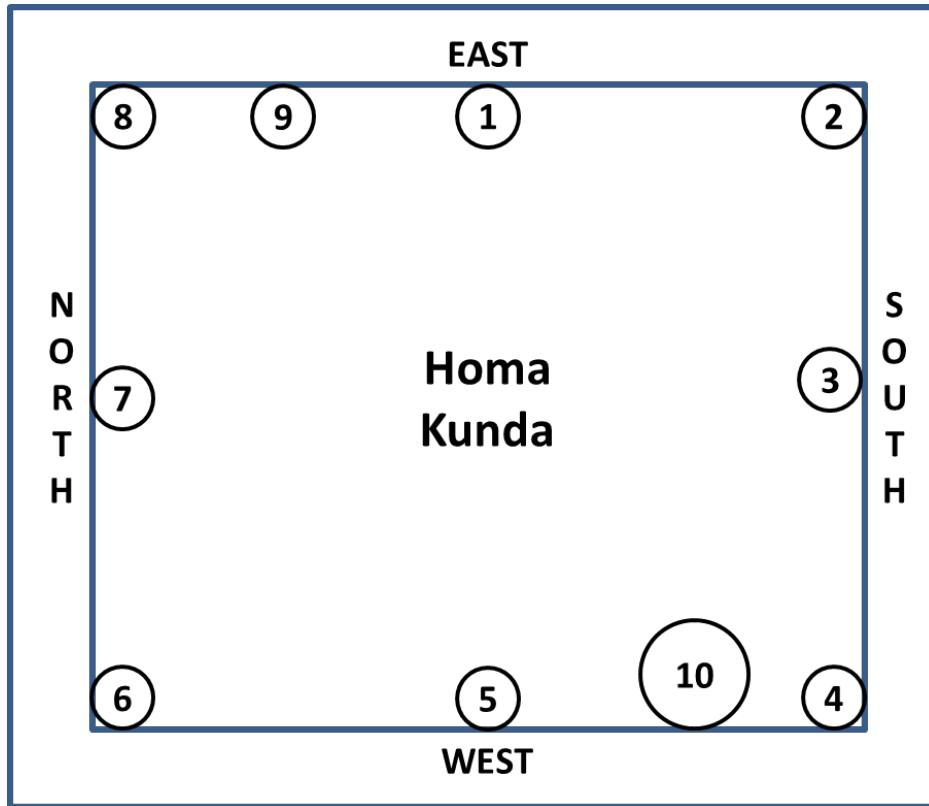


Figure 6: Agni Peetha Pooja

1. East → **OM PEETAAYAI NAMAHA**
2. Southeast → **OM SWETHAAYAI NAMAHA**
3. South → **OM ARUNAYAI NAMAHA**
4. Southwest → **OM KRISHNAAYAI NAMAHA**
5. West → **OM DHOOMRAAYAI NAMAHA**
6. Northwest → **OM THEEVRAAYAI NAMAHA**
7. North → **OM VISPHU-LINGINYAI NAMAHA**
8. Northeast) → **OM RUCHIRAAYAI NAMAHA**
9. Between Northeast and East → **OM JWAALINYAI NAMAHA**
10. between Southwest and West → **OM RAM SARVA SHAKTHI KAMALAASANAAYA NAMAHA**

Agni Aasana Pooja (Offer the Aasana/Chair to Agni)

Please offer the aasana to Agni (**Imagine that you are offering the aasana/chair to Agni in the Homa Kundam**) and offer your Namaste to Agni by chanting

RAM VAHNYAASANAAYA NAMAHA

Invoking Agni into the Homa Kundam

1. Place small pieces of Dung Cakes (made of Cow Dung), small pieces of wood sticks and place some camphor on the top (in the middle of the Homa Kundam)
2. Light the camphor
3. Now chant the following mantras (**Visualize Lord Agni descending into the Homa Kundam**)
 1. **OM** → 8 times (Omkaar)
 2. **VAM** → 3 times (Amrtha Beejam)
 3. **RAM** → 7 times (Agni Beejam)
 4. **RAM VAHNI MOORTHAYE NAMAHA** → 1 time

Protective Shield around Agni (Raksha Kavacham for Agni)

4. Take some water from the Kalasam in your right hand and sprinkle around the Homa Kundam chanting

HOOM PHAT

Offering to the Rakshasas

5. From the lit fire in the Homa Agni, pick up a burning stick and place it away (**Visualize that you are offering to Rakshasas**) in the “**SOUTH WEST of the Homa Kundam**” as you chant

HUM PHAT KRAVYAA DEEBHYAHA SWAAHA

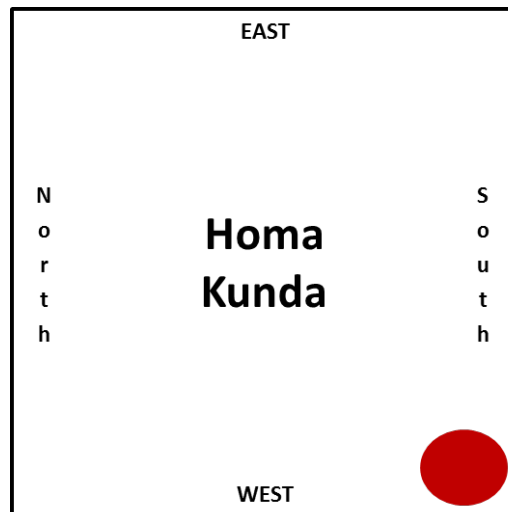


Figure 7: Offering to Rakshasas

Offerings to Lord Agni

To ensure that Lord Agni has completely descended in the Homa Kundam and is pleased, chant the following mantras

1. **BHURBHUVASSUVAROM**
2. **HROOM VAHNI CHAITANYAAYA NAMAHA**
3. **CHITH PINGALA, HANA HANA, DAHA DAHA, PACHA PACHA, SARVAGNA, AAGNYAAPAYA SWAAHA**
4. **HREEM HREEM, JWALA JWALA, PRAJWALA PRAJWALA, HOOM PHAT SWAAHA**

5. OM VAIS-VAANARA, JAATA VEDA, EHAA VAHA, LOOHITAAKSHA, SARVA KARMAANI, SAADHAYA SWAAHA
6. AGNI PRAJWALITHAM, VANDHE JAATA VEDAM, HUTAASANAM,SUVARNA VARNAMAMALAM, SAMIDHAM,VISHWATO MUKHAM

Pancha Pooja to AGNI

1. **WATER:** Please take a spoonful of water from the Kalasam and offer it in the Homa Agni while chanting the following (where indicated)
 - VAM JALA TATWAATMIKAAYA NAMAHA
 - PAADYAM SAMARPAYAAMI → Offer 1 spoonful of water
 - ARGHYAM SAMARPAYAAMI → Offer 1 spoonful of water
 - ACHAMANAM SAMARPAYAAMI → Offer 1 spoonful of water
2. **SANDLEWOOD:** Please take a flower immerse in sandalwood powder and offer it in the Homa Agni while chanting the following
 - LAM PRITVI TATWAATMIKAAYA NAMAHA; GANDHAM DHAARAYAAMI → Offer the flower after immersing in sandalwood powder
3. **Flowers:** Please take a flower and offer it in the Homa Agni while chanting the following
 - HAM AAKASHA TATWAATMIKAAYA NAMAHA; PUSHPAI SAMARPAYAAMI → Offer the flower
4. **Incense Sticks:** Please light couple of incense sticks and show it in the Homa Agni while chanting the following
 - YAM VAAYU TATWAATMIKAAYA NAMAHA; DHOOPAM AGRAPAYAAMI → Show incense stick to Agni
5. **Deepam:** Please light a deepam and show it in the Homa Agni while chanting the following
 - RAM TEEJAS TATWAATMIKAAYA NAMAHA; DEEPAM DARSHYAYAAMI → Show light to Agni
6. **WATER:** Please take a spoonful of water from the Kalasam and offer it in the Homa Agni while chanting the following (where indicated)
 - DHOOPA DEEPAANTHARAM, AACHAMANAM SMARPAYAAMI → Offer 1 spoonful of water
7. **Naivedhyam:** Please take a spoonful of prasadam and offer it in the Homa Agni while chanting the following
 - AAM AMRITHA TATWAATMIKAAYA NAMAHA, NAIVEDHYAM SMARPAYAAMI (Also chant the Moola Mantra) → Offer 1 spoonful of Prasadam
8. **GHEE:** Please take a GHEE vessel in front of you and light a dharba (Dried Grass) and see the reflection of the fire in the GHEE POT and put it back in the Homa Kundam



Figure 8: Sukku & Shrivam

Note: For offering aahuthi's in the homa Kundam you would need Srukku and Shrivam

1. Srukku – wide mouthed wooden ladle
2. Shrivam – narrow mouthed (spoon like) wooden ladle.

NOTE: If SRUKKU OR SHRUVAM is unavailable, you can use any wooden Laden or udharina

9. **Darbha:** Please take a dharba and cut "Two 1 inch/1 cm" size and place them in the Ghee Vessel

Going forward please use Shrivam (unless otherwise indicated)

Initial Offering to AGNI

Please offer Ghee to the Homa Agni by taking the ghee from the indicated number from the ghee pot by chanting the following

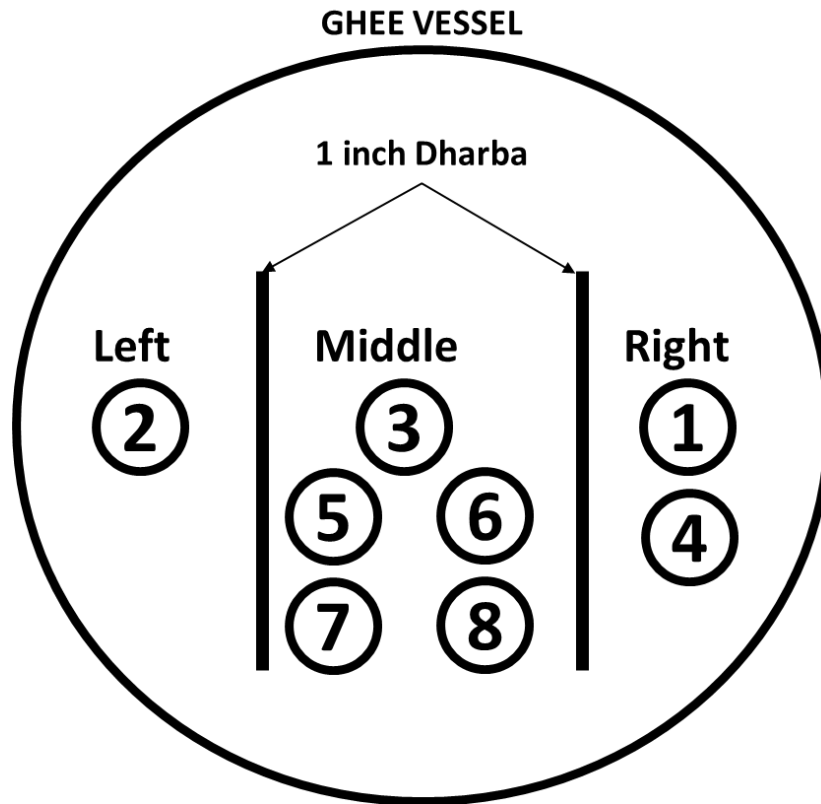


Figure 9: Initial Offerings to Agni

1. Take ghee from #1 and offer it by chanting → OM AGNAYEE SWAHA
2. Chant "NAMAHA" and take ghee from #2 and offer it by chanting → OM SOMAAYA SWAHA
3. Take ghee from #3 and offer it by chanting → OM AGNI SOMAABHYAAM SWAHA
4. Chant "NAMAHA" and take ghee from #4 and offer it by chanting → OM AGNAYEE SWISTHA KRUTHEY SWAHA
5. Take ghee from #5 and offer it by chanting → OM BHUH SWAHA
6. Take ghee from #6 and offer it by chanting → OM BHUVAH SWAHA
7. Take ghee from #7 and offer it by chanting → OM SUVAH SWAHA
8. Take ghee from #8 and offer it by chanting → OM BHURBHUVAHSSUVAH SWAHA
9. Take ghee from the middle and offer it by chanting (*Offer 3 times*)
 - VAISVAANARA JAATAVEDA EHA VAHA LOHITA AKSHA SARVA KARMAANI SAADHAYA SWAHA → 3 times

Second Offering to AGNI

Please offer Ghee to the Homa Agni by chanting the following

1. OM AGNI JIVHAABHYAH SWAHA
2. OM JIVHA DEVATAABHYAH SWAHA
3. OM SHADAANGA DEVATAABHYAH SWAHA
4. OM ASHTA MURTHIBHYAH SWAHA

5. OM ASHTA MAATRUKAABHYAH SWAHA
6. OM ASHTA BHAIRAVEBHYAH SWAHA
7. OM DIKPAALAKEYBHYAH SWAHA

Final Offering to AGNI (Use SRUKKU for this)

Take four (4) aahutis using SHRUVAM and pour it into the SRUKKU, place a flower on it and cover SRUKKU with SHRUVAM (Overtured SHRUVAM as if cover the flower) and offer it to AGNI by chanting the following

- VAISVAANARA JAATAVEDA EHAAVAHA LOHITAAKSHA SARVA KARMAANI SAADHAYA VAUSHAT

Ganapathi Homam

Please offer Ghee in the Homa Agni by chanting the following

- OM SWAHA → 1 time
- OM SHREEM SWAHA → 1 time
- OM SHREEM HREEM SWAHA → 1 time
- OM SHREEM HREEM KLEEM SWAHA → 1 time
- OM SHREEM HREEM KLEEM GLAUM SWAHA → 1 time
- OM SHREEM HREEM KLEEM GLAUM GUM SWAHA → 1 time
- OM SHREEM HREEM KLEEM GLAUM GUM GANAPATHAYE SWAHA → 1 time
- OM SHREEM HREEM KLEEM GLAUM GUM GANAPATHAYE VARAVARADA SWAHA → 1 time
- OM SHREEM HREEM KLEEM GLAUM GUM GANAPATHAYE VARAVARADA SARVAJANAM ME SWAHA → 1 time
- OM SHREEM HREEM KLEEM GLAUM GUM GANAPATHAYE VARAVARADA SARVAJANAM ME VASAMAANAYA SWAHA → 1 time
- OM SHREEM HREEM KLEEM GLAUM GUM GANAPATHAYE VARAVARADA SARVAJANAM ME VASAMAANAYA SWAHA → 4 times

Guru Homam

Please offer Ghee in the Homa Agni by chanting the following

- SRI GURUBHYO NAMAHA → 1 time

Please offer Ghee in the Homa Agni by chanting the following (11 times)

- OM HREEM SIDDHA GURO PRASEEDA HREEM OM SWAHA → 11 times

Main Deity Asanam

Please offer Ghee in the Homa Agni by chanting the following

- OM SRI _____ { Main Deity Name/Istha Devata } DEVATA YOGA PEETAYA NAMAHA SWAHA → 1 time

Invoking the Main Deity into the Fire

Please invite your main deity to descend into the fire by chanting

- Oh { _____ Ishta Devataa } please enter into this agni and take by aahuti's
- NOTE: One can chanting Praana Pratishtaa Mantra (if purascharana is completed)

Note: ALWAYS, add "SWAHA" to your moola mantra, for eg: If your moola mantra ends with

- NAMAHA → add SWAHA
- SWAHA → add a SWAHA (there will be two SWAHAs)

UNITING AGNI AND YOUR MAIN DEITY

Please UNITE your main deity with Agni chanting the following and offer ghee

- { YOUR MOOLA MANTRA } + SWAHA → offer ghee 25 times

NADI SANDHANAM

Please UNITE the pulse of your main deity with Agni chanting the following and offer ghee

- { YOUR MOOLA MANTRA } + SWAHA → offer ghee 11 times

Devataa Preetardham

Please offer ghee to homa Agni chanting

- { YOUR MOOLA MANTRA } + SWAHA → offer ghee 10 times

Pancha Pooja to Main Deity

1. **WATER:** Please take a spoonful of water from the Kalasam and offer it in the Homa Agni while chanting the following (where indicated)
 - VAM JALA TATWAATMIKAAYA NAMAHA
 - PAADYAM SAMARPAYAAMI → Offer 1 spoonful of water
 - ARGHYAM SAMARPAYAAMI → Offer 1 spoonful of water
 - ACHAMANAM SAMARPAYAAMI → Offer 1 spoonful of water
2. **SANDLEWOOD:** Please take a flower immerse in sandalwood powder and offer it in the Homa Agni while chanting the following
 - LAM PRITVI TATWAATMIKAAYA NAMAHA; GANDHAM DHAARAYAAMI → Offer the flower after immersing in sandalwood powder
3. **Flowers:** Please take a flower and offer it in the Homa Agni while chanting the following
 - HAM AAKASHA TATWAATMIKAAYA NAMAHA; PUSHPAI SAMARPAYAAMI → Offer the flower
4. **Incense Sticks:** Please light couple of incense sticks and show it in the Homa Agni while chanting the following
 - YAM VAAYU TATWAATMIKAAYA NAMAHA; DHOOPAM AGRAPAYAAMI → Show incense stick to Agni
5. **Deepam:** Please light a deepam and show it in the Homa Agni while chanting the following
 - RAM TEEJAS TATWAATMIKAAYA NAMAHA; DEEPAM DARSHYAYAAMI → Show light to Agni
6. **WATER:** Please take a spoonful of water from the Kalasam and offer it in the Homa Agni while chanting the following (where indicated)
 - DHOOPA DEEPAANTHARAM, AACHAMANAM SMARPAYAAMI → Offer 1 spoonful of water
7. **Naivedhyam:** Please take a spoonful of prasadam and offer it in the Homa Agni while chanting the following
 - AAM AMRITHA TATWAATMIKAAYA NAMAHA, NAIVEDHYAM SMARPAYAAMI; { YOUR MOOLA MANTRA } + SWAHA → Offer 1 spoonful of Prasadam
8. **Ahuti to Main Deity:**

- { YOUR MOOLA MANTRA } + SWAHA → offer ghee 10 times

Main Homam

Now the sadhak can start the main homam. One needs to use the selected homa dravya (materials) and start the homa for the respective homa count for eg: 1 mala (108 times etc)

- { YOUR MOOLA MANTRA } + SWAHA → use ghee and other homa materials for the respective count.

MAHA VYAAHRUTHI HOMAM

Please offer ghee by chanting the following mantras

- OM BHUH AGNAYEE CHA PRUTHIVYAI CHA MAHATEY CHA SWAHA → offer ghee 1 time
- OM BHUVAH VAAYAVEE CHA ANTHARISKSHAYA CHA MAHATEY CHA SWAHA → offer ghee 1 time
- OM SUVAH ADITYAA CHA DIVEY CHA MAHATEY CHA SWAHA → offer ghee 1 time
- OM BHURBHUVAHSSUVAH CHANDRAMASEY CHA NAKSHATREYBHYAS CHA DIGBHYAS CHA SWAHA → offer ghee 1 time

Brahmaarpanam

Please offer ghee by chanting the following mantras

- OM TAT SAT ITAH POORVAM PRANA BUDDHI, DEHA, DHARMADHI KAARA, JAAGRAT, SWAPNA SUSHUPTHAVASTHAANU MANASAA VAACHAA KARMANAA YAT SMRUTHAM YADHUKTHAM YACCHA KRUTAM TAT SARVAM BRAHMAARPANAM BHAVEET BHUH SWAHA → offer ghee 1 time

Devataa Bali (Sacrificial Offering)

Please offer a pumpkin or coconut as “Devataa Bali” by following this procedure

- **PUMPKIN:**
 - Take a pumpkin and smear it with Kum Kum. Take a clean knife and smear it with Kum Kum too.
 - Chant: { YOUR MOOLA MANTRA } → 11 times and close your eyes and cut the pumpkin with the knife.
 - Cut the pumpkin into two halves and Smear kum kum on it.
 - Place camphor on them (one at a time) and perform aarti to the Homa Agni.

Poornaahuti (One can use SRUKKU for this)

One can use either SKUKKU or a small plate

- Chant the following
 - DEVATAA PREETHYARDHAM, HOMA PARI-POORNATHA SIDHYARDHAM, POORNAHUTIM JUHOOMI
- Please take ghee 12 times into either SRUKKU or the small plate
- Chant the following
 - { YOUR MOOLA MANTRA } + VOUSHAT → pour the ghee into the Homa Kundam
- Other materials for Poornaahuti are
 - Coconut (whole) and Dried Dates

Dikpaalaka Bali

One can use either rice mixed in kum kum (make them into round balls) or cut lemons and apply kum kum to both the halves. Place these rice balls **OUTSIDE** the Homa Kundam as marked (1-10)

Offer water on these rice balls in 10 directions **OUTSIDE** the Homa Kundam while chanting the following mantra associated with each number

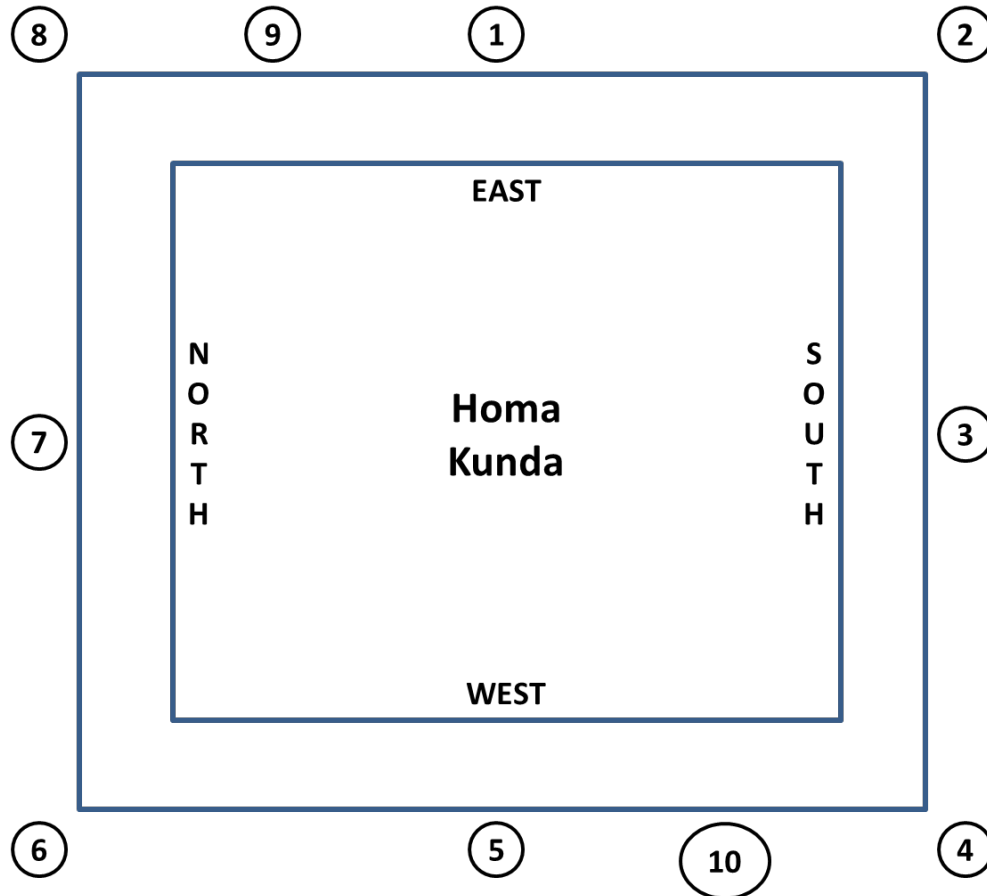


Figure 10: Dikpaalaka Bali

1. East → **LAM INDRAAYA NAMAHA** → Offer spoonful of water on the rice ball/cut lemons
2. Southeast → **RAM AGNAYEE NAMAHA** → Offer spoonful of water on the rice ball/cut lemons
3. South → **HAM YAMAAYA NAMAHA** → Offer spoonful of water on the rice ball/cut lemons
4. Southwest → **SHAM NIRUTHAYEE NAMAHA** → Offer spoonful of water on the rice ball/cut lemons
5. West → **VAM VARUNAAYA NAMAHA** → Offer spoonful of water on the rice ball/cut lemons
6. Northwest → **YAM VAAYAVEY NAMAHA** → Offer spoonful of water on the rice ball/cut lemons
7. North → **SAM SOOMAAYA NAMAHA** → Offer spoonful of water on the rice ball/cut lemons
8. Northeast) → **SYAM EESHAANAAYA NAMAHA** → Offer spoonful of water on the rice ball/cut lemons
9. Between Northeast and East → **AAM BRAHMANEY NAMAHA** → Offer spoonful of water on the rice ball/cut lemons
10. between Southwest and West → **HREEM ANANTAAYA NAMAHA** → Offer spoonful of water on the rice ball/cut lemons

Bhoota Bali

Place a BIG RED RICE BALL (rice mixed in kum kum) or break a coconut and sprinkle kum kum all over it and place it at North East of the Homa Kundam

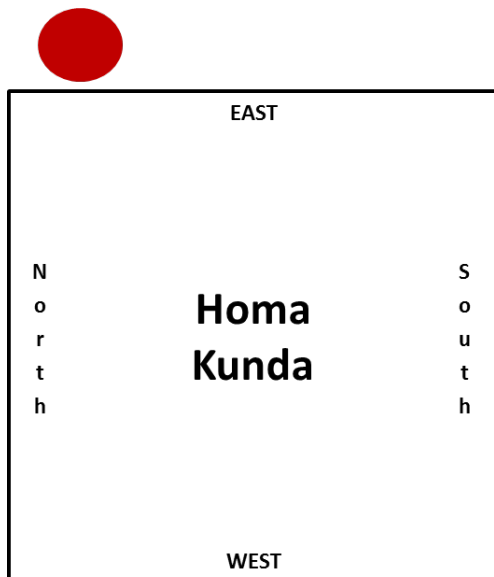


Figure 11: Bhoota Bali

- Chant the following (spoonful of water on it)
 - **NAMAH SARVA VIGNA KRUDBHAYAH SARVA BHOO THEEBHYO HUM PHAT SWAHA NAMAHA** → Offer spoonful of water on the rice ball/cut lemons
 - **BHOOTHA BALIM SAMARPAYAAMI**
- **CAUTION: PLEASE DO NOT TOUCH THE BHOOTA BALI directly; please use gloves or plastic bag to remove it after the Homam.**

Samarpanam

- Take water in your right hand and say the following and leave the water in a corner of the homa kundam
 - **O Mantra Devataa, with this {_____} please say your wishes/sankalpam} I have done this homam. I am offering all the homam phalitham (benefits) to you → Show it to Homa Agni** Leave the water in a corner within the Homa Kundam

Udwaasanam

- Take water in your right hand and say the following and leave the water in a corner of the homa kundam
 - **Main Deity:** Take some water in your right hand offer it into the Homa Kundam while saying the following:
 - **“O {Diety name/mantra devataa}, I pray to you to please grant my wishes and I request you to now to return to your own abode. Please return to my Homa Kundam when I make a request to you again”. → Show it to Homa Agni** Leave the water in a corner within the Homa Kundam
 - **Agni:** Take some water in your right hand offer it into the Homa Kundam while saying the following:
 - **“O Agni, I pray to you to please grant my wishes and I request you to now to return to your own abode. Please return to my Homa Kundam when I make a request to you again” → Show it to Homa Agni** Leave the water in a corner within the Homa Kundam

Raksha

- Please immerse either SRUKKU OR SHRUVAM in the Homa Agni and get some ash. Mix it with either some water or ghee and apply to your forehead.

Appendix

Interruption or Break during Homam

In case of Interruption or need to take a break during the Homam, One can follow the following mantras to **STOP and BEGIN** the Homam

To Stop the Homam, Offer ghee 4 times chanting the following mantras

1. **OM BHUH SWAHA**
2. **OM BHUVAH SWAHA**
3. **OM SUVAH SWAHA**
4. **OM BHURBHUVAHSSUVAH SWAHA**

You may now interrupt the Homam. **Make sure that the fire does not go out during your absence from the Homa.**

When you return, offer the same 4 aahuties as above:

1. **OM BHUH SWAHA**
2. **OM BHUVAH SWAHA**
3. **OM SUVAH SWAHA**
4. **OM BHURBHUVAHSSUVAH SWAHA**

You may now continue your Homam

Homam Materials

- **As part of Mantra Purascharana:** Ghee, Sesame Oil, Sesame, Rice, Jaggery, any other sweets, cut fruit, flowers, Akshatas (either red or yellow), cut coconut pieces or coconut powder
- **For Education:** Cow Ghee, Saraswathi flowers, Brahmi Oil, Sesame+ rice, Sesame + Milo, red or Yellow flowers
- **For Career/Job Related:** Red Akshatas + Sesame, Jaggery, Sesame + Milo, Sweets, Red and/or Yellow flowers
- **For Wealth:** Lotus flowers, Plumeria (Ghaneru) flowers, yellow flowers, Water Lilies, Lotus seeds, Samidalu (Homa sticks from mango tree), Cut fruits and Bael of Bel Fruit-tree (Maaredu dalamulu)
 - **Bad effects of Planets, Remove Illness and reducing the effects of bad stuff in general:** Mustard, Kum Kum + Salt, Whole pepper, Dried Red Chillies, Neem, OODUGA Samidalu (Alangium salvifolium (L.F.) WANG tree sticks) and Meedi Samidalu (***Ficus racemosa* - Cluster Fig Tree, Indian Fig Tree or Goolar (Gular) Fig**)
- **For Securing Marriage:** Turmeric, Cumin Seeds, Jaggery, Puffed Rice
- **For Begetting Children:** Lotus Seeds, Cut Mango fruit, Cut Mamidi Tandra pieces (Aam Papd or Amawat or Aamsotto)

NOTE: For removing illness, one can use all the medicinal materials prescribed in Ayurveda as homam materials

